



Boy Scouts Of Canada, Saskatchewan Provincial Council - 2010-08-31

Navigation: Overview & Contact Information Financial Trend
Annual Detail: 2013-08-31 2012-08-31 2011-08-31 **2010-08-31** 2009-08-31 2008-08-31

Programs

Program Description

Ongoing programs: To contribute to the development of young people in achieving their full physical, intellectual, social and spiritual potential as individuals, as responsible citizens and as members of their local, national & international communities

Programs by Category

Program Category	Percentage
Youth groups (Girl Guides, cadets, 4-H clubs, etc.)	80%
Promotion and protection of health (see guide)	10%
Summer camps	10%

Directors / Trustees

Name	Position	Arms Length
Floyd Andersen	Area Commissioner	Yes
Cheryl Berndt	Area Commissioner	Yes
Dennis Bone	Area Commission	Yes
Randall Carndall	Commissioner	Yes
Dave Colson	Ddc Properties	Yes
Bob Eisner	Treasurer	Yes
Lynn Eremondi	Dcc Adult Volunteer	Yes
Allen Goudie	Legal Advisor	Yes
Randy Hills	Deputy Commissioner	Yes
Jon Hopper	Area Commissioner	Yes
Michael Kuntz	Area Commissioner	Yes
Nathan Labatt	Council Youth Commissioner	Yes
Shirley Larson	Ddc Recognition	Yes
Jahn Meed	Ddc Program	Yes
Gerald Miller	Area Commissioner	Yes

Gifts To/From Other Organizations

Gifts To Other Organizations

None

Gifts From Other Organizations

None

Compensation

Employees & Compensation by Type

Employee Type	Employees	Compensation
Part time	5	1,223
Full time	1	148,196
Total	6	149,419

Top 10 Highest Paid Full Time Employees



Fundraising

Fundraising Methods Used

- Fundraising sales (e.g., cookies)

External Fundraisers

None used

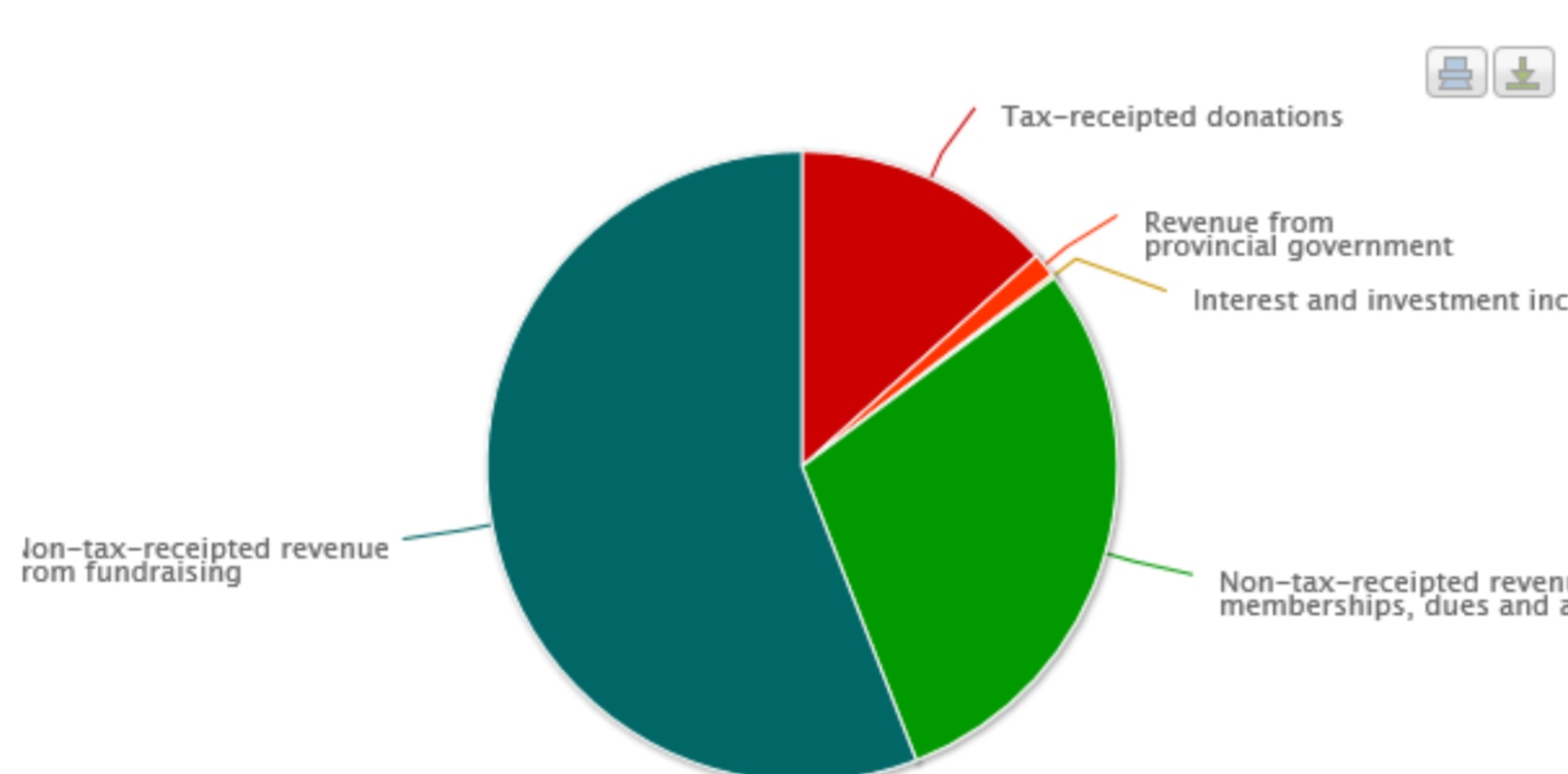
Financial Information

These figures were prepared using the cash basis, for the period ending 2010-08-31.

Income & Expenses

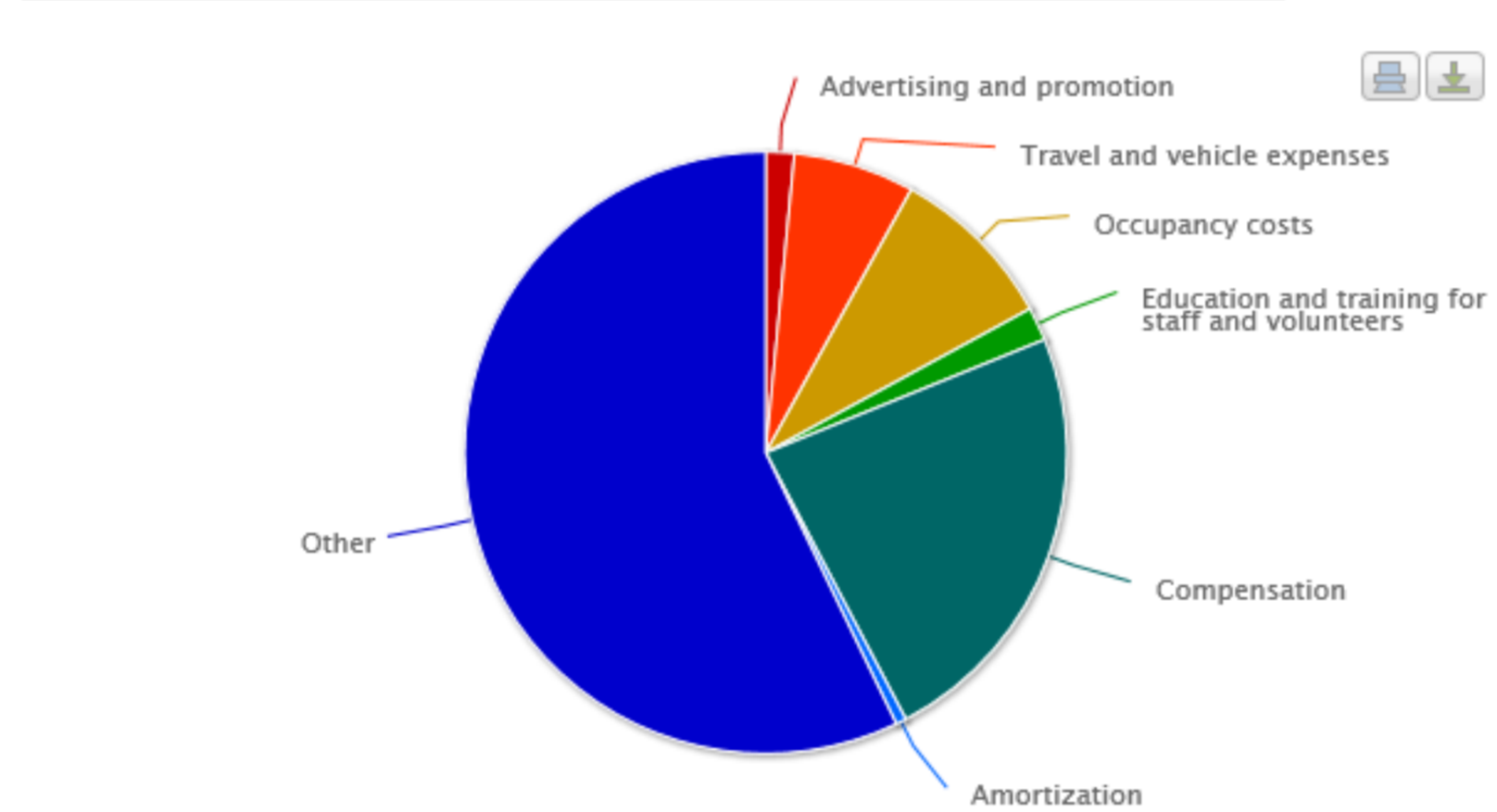
Income

Income by Source	Amount	% of Total
Tax-receipted donations	80,321	13.35%
Revenue from provincial government	7,380	1.23%
Interest and investment income	1,170	0.19%
Non-tax-receipted revenue from memberships, dues and association fees	176,512	29.33%
Non-tax-receipted revenue from fundraising	336,391	55.90%
Total revenue	601,774	



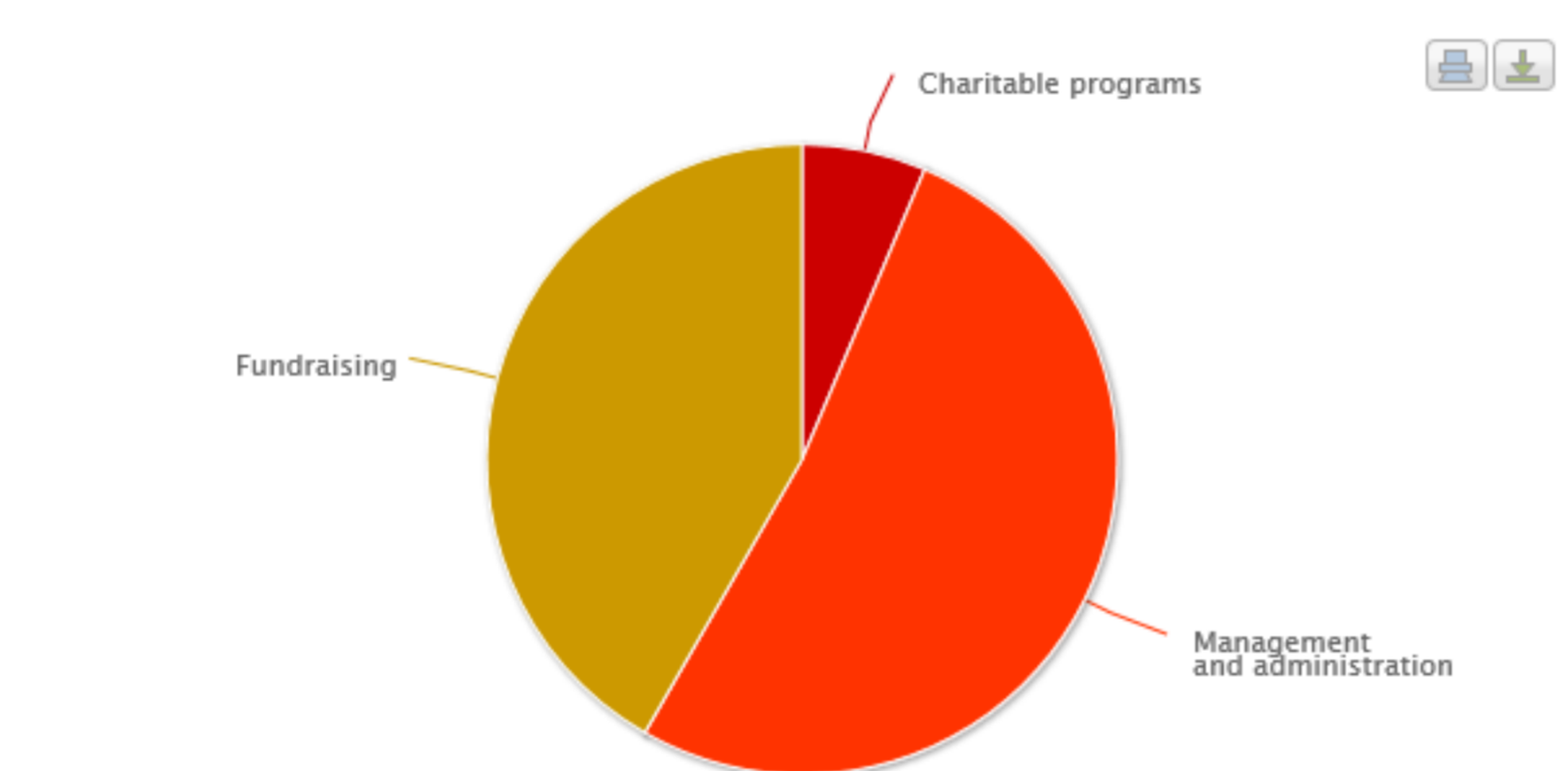
Expenses by Type

Expenses by Type	Amount	% of Total
Advertising and promotion	9,747	1.53%
Travel and vehicle expenses	41,494	6.51%
Occupancy costs	57,486	9.02%
Education and training for staff and volunteers	11,520	1.81%
Compensation	149,419	23.43%
Amortization	3,644	0.57%
Other	364,315	57.14%
Total operating expenses	637,625	
Donations to other organizations	0	0.00%
Total expenses	637,625	



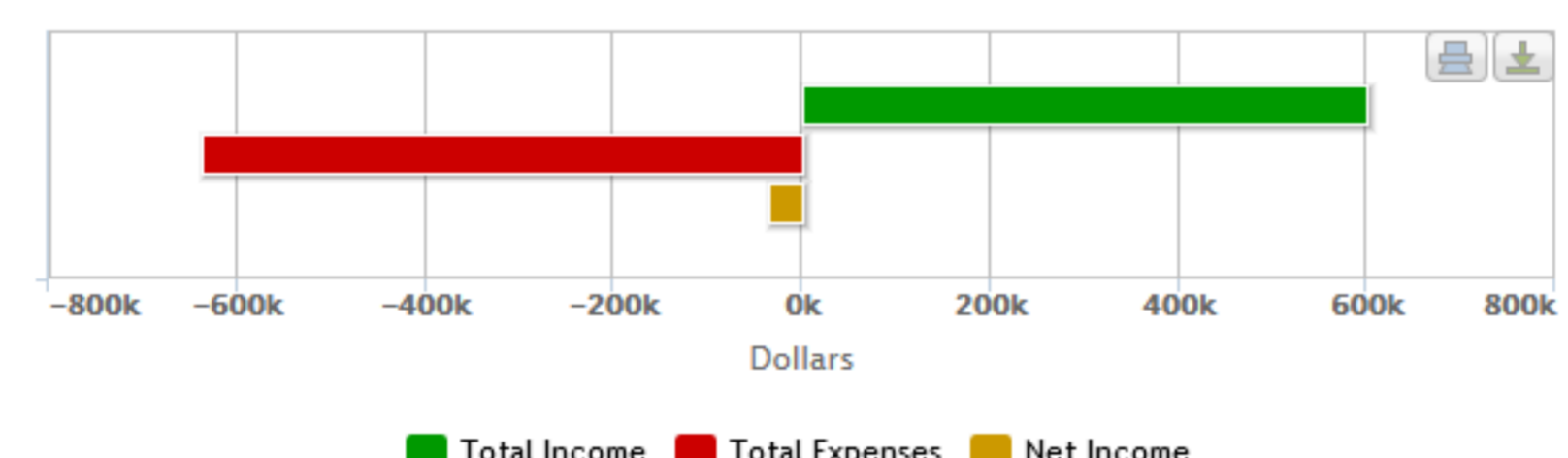
Expenses by Category

Expenses by Category	Amount	% of Total
Charitable programs	40,594	6.37%
Management and administration	331,199	51.94%
Fundraising	265,832	41.69%
Total expenses	637,625	



Net Income

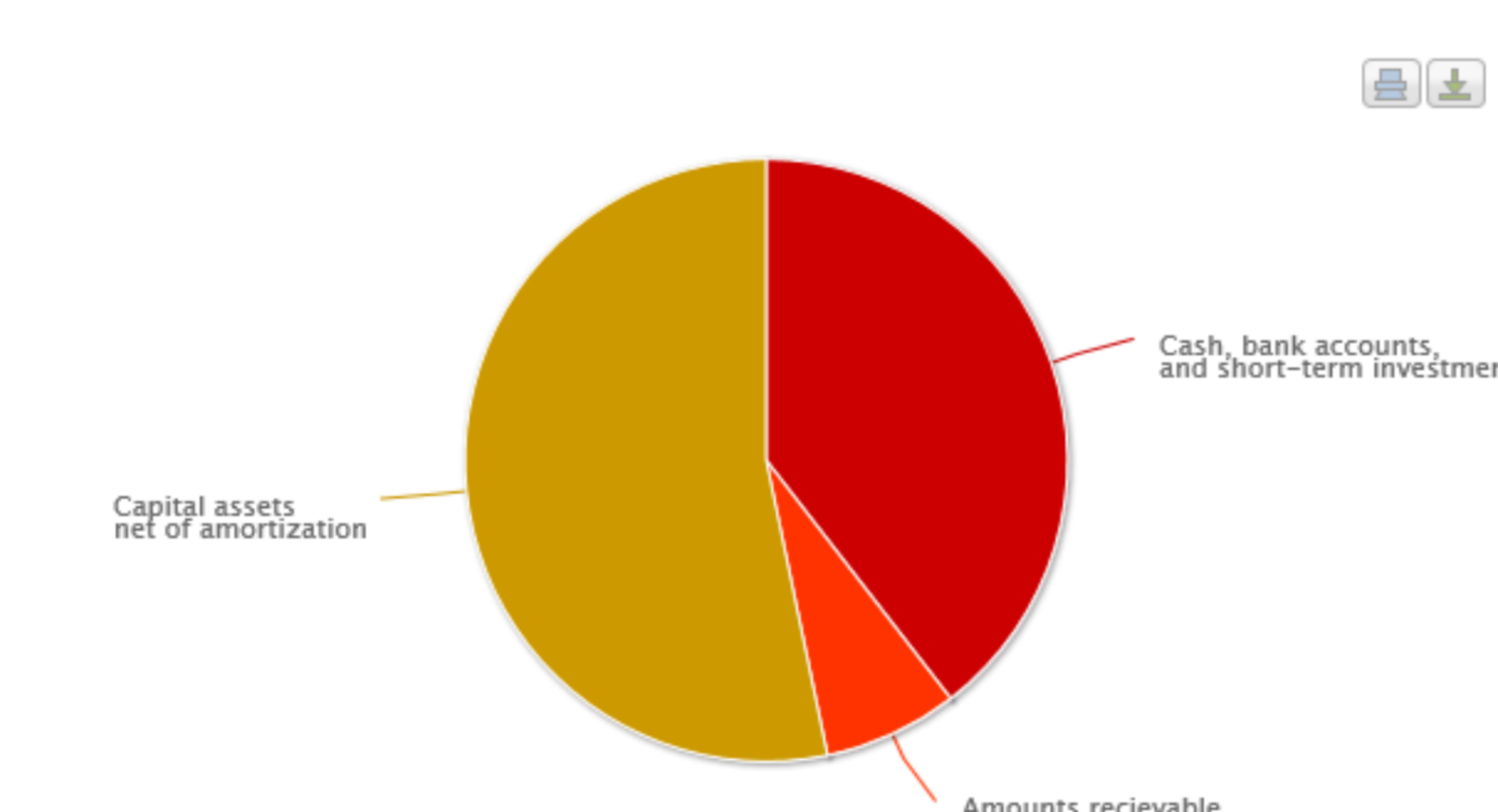
Net Income Calculation	Amount
Total income	601,774
Total expenses	637,625
Net income	-35,851



Assets & Liabilities

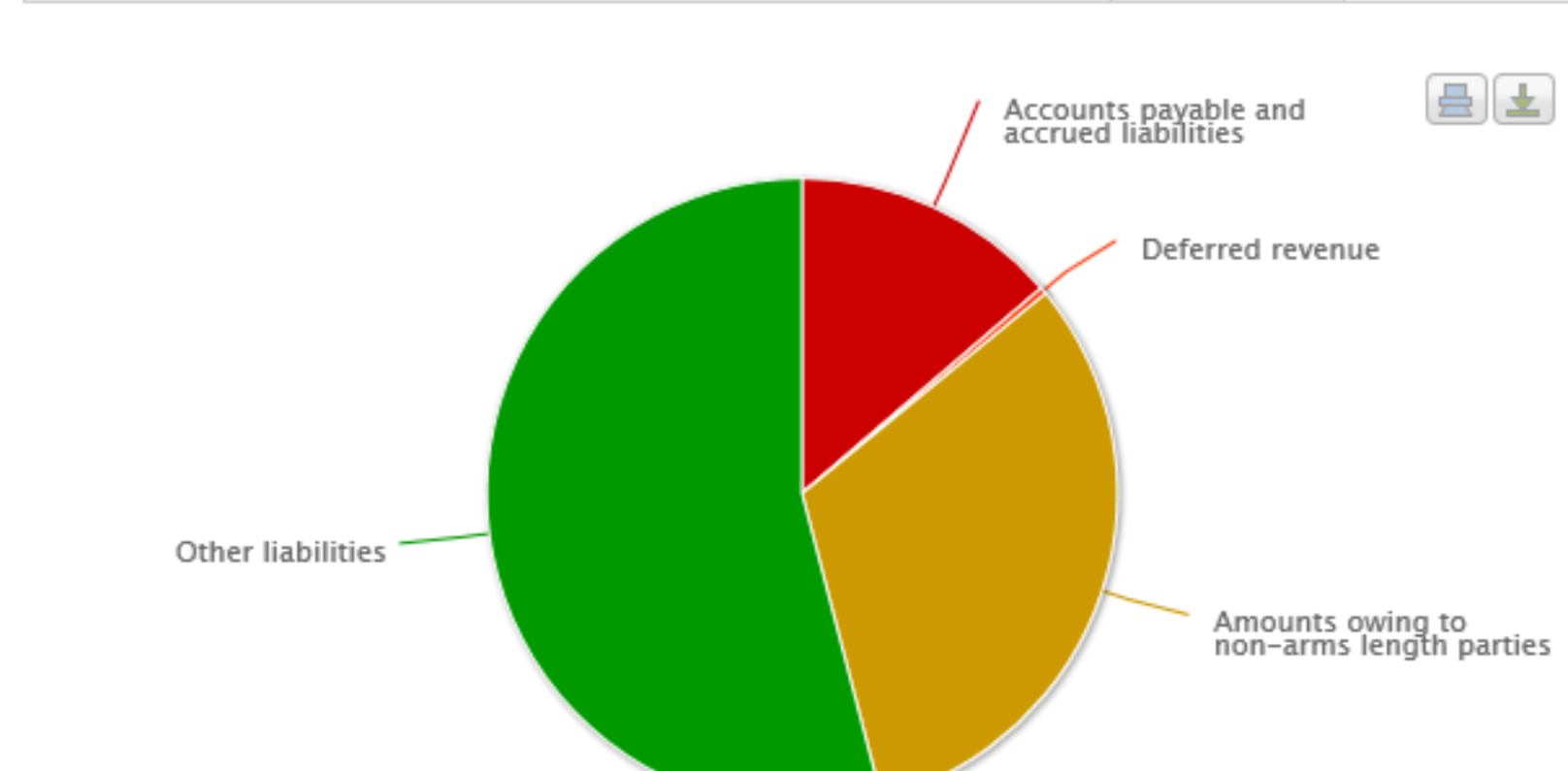
Assets

Assets by Type	Amount	% of Total
Cash, bank accounts, and short-term investments	290,337	39.52%
Amounts receivable from all others	53,021	7.22%
Land and buildings in Canada	177,913	24.22%
Other capital assets in Canada	25,563	3.48%
Accumulated amortization of capital assets	187,869	25.57%
Total assets	734,703	




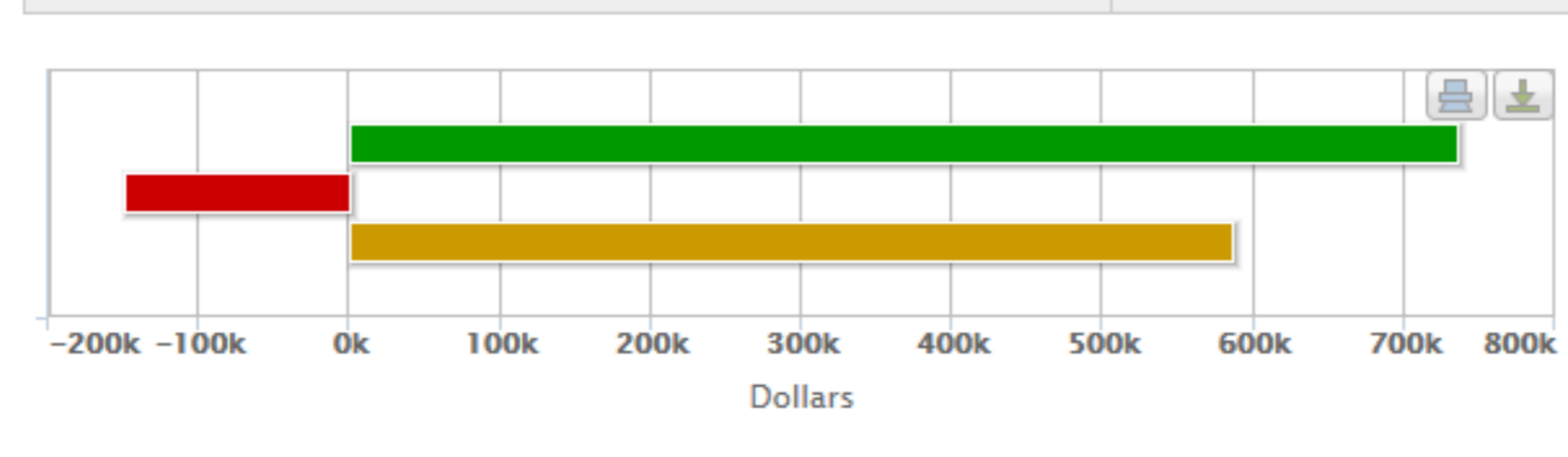
Liabilities

Liabilities by Type	Amount	% of Total
Accounts payable and accrued liabilities	20,394	13.70%
Deferred revenue	510	0.34%
Amounts owing to non-arm's length parties	47,488	31.91%
Other liabilities	80,444	54.05%
Total liabilities	148,836	



Equity

Equity Calculation	Amount
Total assets	734,703
Total liabilities	148,836
Equity	585,867



Share This Page

Site Updates

- 2012 Information Added
- New Site Launched
- 2008 to 2011 Information Added
- Beta Site Launched

